



7 Key Steps...

TO IMPROVING FETAL (SCALP) BLOOD SAMPLE QUALITY



1



ONLY use the heparinised capillary tubes in the kit




2

Apply a THIN layer of petroleum jelly. USE A DRY SWAB STICK TO REMOVE ANY SURPLUS.




3

WAIT FOR A GOOD SIZED BEAD BEFORE SAMPLING



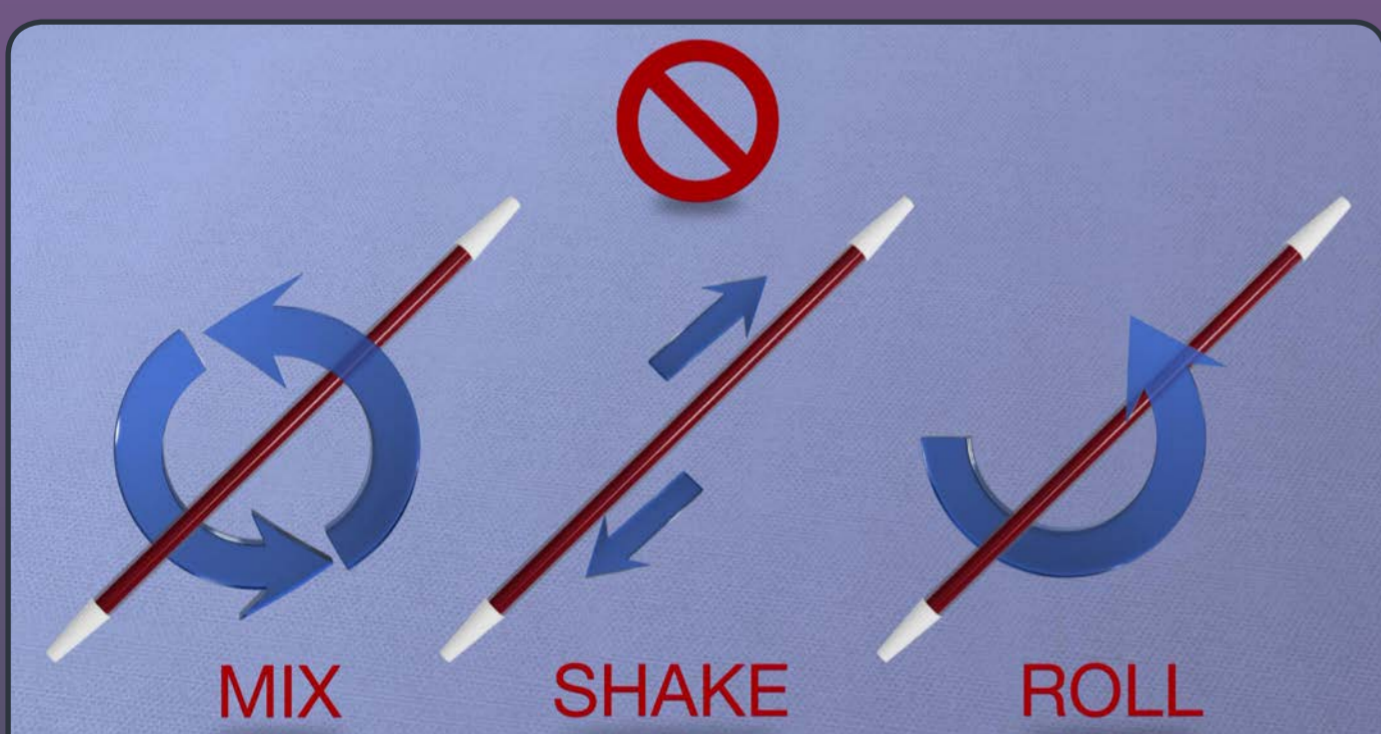
4

ALWAYS FILL THE TUBE COMPLETELY
Avoid air bubbles, blood clot and under filled tubes



5

ALWAYS insert the CLEAN end into the analyser



6

NEVER ATTEMPT TO MIX, SHAKE or ROLL the filled sample tube



7

NEVER try to analyse poor quality samples

For guidance on the timely use of fetal blood sampling please refer to NICE Guideline CG190 (Feb 2017)

View our training video on our website: rocketmedical.com